

Instruction Manual

LORUS

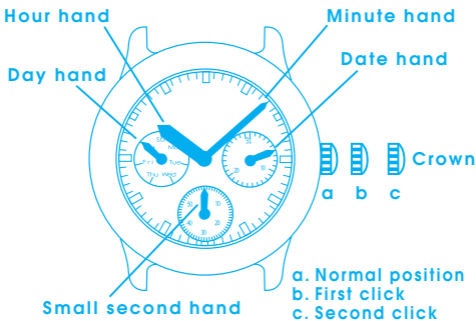
CAL. VD75

LORUS

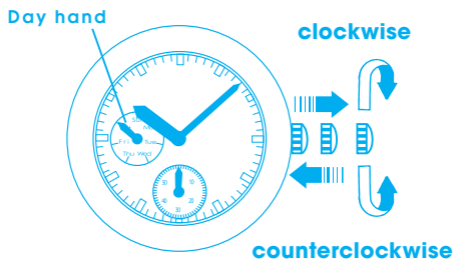
■ CHARACTERISTICS

- Time:** Indicated by the hour, minute and small second hands.
- Date:** Indicated by the date hand.
- Day of the week:** Indicated by the day hand.

■ DISPLAY AND CROWN / BUTTONS



■ HOW TO SET THE TIME AND DAY




- Pull out the crown to the second click when the small second hand is pointing at the 12 o'clock position.
- Turn the crown clockwise to advance the hour and minute hands until the day hand is set to the desired day of the week.
- Turn the crown to set the time.
- Push the crown back into the normal position in accordance with a time signal.

NOTES

- To advance the day hand quickly, turn back the hour and minute hands 4 to 5 hours beyond the point the day changes (between 11:00 p.m. and 4:00 a.m.), and then advance them again until the day hand is set to the next day.
*The day hand will not move back by turning the crown counterclockwise.
- When adjusting the day hand, turn the crown slowly.
- When setting the minute hand, advance it 4 to 5 minutes ahead of the desired time and then turn it back to the exact time.

■ HOW TO SET THE DATE



- Pull out the crown to the first click.
- Turn the crown counterclockwise to set the date hand to the desired date.
- Push the crown in.

NOTES

- Do not set the date hand between 10:00 p.m. and 1:00 a.m. Otherwise, the date may not change properly. If it is necessary to set the date during this time period, first change the time to any time outside it, and set the date and then reset the time.

- While setting the date hand, check that it moves properly in one-day increments.
- It is necessary to adjust the date on the first day after a 30-day month and February.

■ LUMIBRITE WATCH

- If your watch is a LORUS LUMIBRITE watch, it has following features.

LORUS LUMIBRITE watches absorb and store light energy from natural and artificial light sources and emit light in the dark. They are made of environmentally friendly material, and therefore, are harmless to human beings and the environment.

- With a full charge, LORUS LUMIBRITE watches glow in the dark hours longer than conventional luminous watches of this type. If exposed to a light of more than 500 lux (i.e., the brightness of a typical office) for approximately 10 minutes, or direct sunlight for 2 minutes, they will glow for hours.
- Since LORUS LUMIBRITE watches emit the light they store, the brightness will decrease gradually over time. The length of time they will glow may also differ slightly depending on such factors as the brightness of and distance from the light source used to charge the watch.

■ BATTERY CHANGE

The miniature battery SEIKO SR626SW, which powers your watch should last approximately 3 years. However, because it is inserted at the factory, the actual life of the battery once in your possession may be less than 3 years.

Be sure to replace the battery to prevent any possible malfunction as soon as it runs down. To replace the battery we recommend taking the watch to a local watch repair shop.

■ CARE OF YOUR LORUS WATCH

• BATTERY



CAUTION

Do not expose the old battery to fire or recharge it. Keep it at a place beyond the reach of children. If a child swallows it, consult a doctor immediately.

• WATER RESISTANT

Condition of use Indication on the dial/ case back	Accidental contact with water, such as splashes and rain	Swimming and taking a shower	Skin diving	Scuba diving
NO INDICATION	NO	NO	NO	NO
WATER RESISTANT	YES	NO	NO	NO
WATER RESISTANT (50M/50 BAR)	YES	YES	NO	NO
WATER RESISTANT (100M/10 BAR OR ABOVE)	YES	YES	YES	NO

- * If your watch is 200 M/20 BAR, 100 M/10 BAR or 50 M/5 BAR water resistant, it is so indicated on the dial/case back.
- Do not operate the buttons when the watch is wet.
- If the watch is exposed to salt water, rinse it in fresh water and then wipe it thoroughly dry.

Caution:

Leather straps are not water resistant except so indicated, even if the watch head is water resistant.

• ALLERGIC REACTION

Because the case and band touch the skin directly, it is important to clean them regularly. If not, shirt sleeves may be stained and those with delicate skin may develop a rash. Please wear the watch with some play to avoid any possible allergic reaction. If you develop a rash on your wrist, stop wearing and consult a physician.

• MAGNETISM

Your watch will be adversely affected by strong magnetism. Keep it away from close contact with magnetic objects.

• SHOCKS AND VIBRATIONS

Your watch may be worn for normal sports activities, but be careful not to drop it or hit it on hard surfaces.

• TEMPERATURE

Your watch is preadjusted so that constant accuracy may be insured at normal temperature.

■ SERVICE

When your LORUS watch requires repair or servicing, please see the enclosed WARRANTY/GUARANTEE.